



PHOENIX DECORATIVE METALS



**PERTH'S PREMIER
PROVIDER OF
DECORATIVE METAL
SCREENS**



(08) 9458 1188 | DEORATIVE@PHOENIXMETAL.COM.AU | PHOENIXDECORATIVEMETALS.COM.AU




KALBARRI




KARIGINI




LEBOMBO




KISAMBO




LOTUS



MEHANDI



METRO CLASSIC




GRASS TREE



NATIVA




NERVOUS



VIEVE




VC-277



VISCERA



BREEZEBLOCK



WHAT OUR SCREENS
HAVE BEEN USED FOR





GET A QUOTE

1. Provide Measurements & Design Information:

To start, either provide measurements for the area where the screens will be installed, or arrange for a site measurement with an installer of your choice.

Email us at decorative@phoenixmetal.com.au with:

- » Your measurements
- » A photo of the area (if possible)
- » A drawing of the area including screens

2. Quotation:

Once we receive your email with the necessary details, we will provide you with a quote for the supply of material and screens, including delivery within the Perth metro area.

Note: The quote is for the supply only of the screens and materials. Any installation costs will need to be discussed directly with the installer you choose.

3. Standard and Custom Designs:

Standard Designs: You can view our pre-designed options in our brochure. These designs are ready to go and can be easily tailored to your needs.

Custom Designs: If you're looking for something unique, our in-house draftsman can collaborate with you to create a custom design that fits your space and style. Whether you want a geometric pattern, a nature-inspired motif, or a custom logo, we'll ensure the design meets your vision.

4. Design Fee (For Custom Designs):

Please note that a design fee applies for custom work. The fee is based on the time required to create your drawing. The complexity of the design will determine the overall cost, and we charge an hourly rate for design services.

Once we understand the scope of your project, we will provide a detailed quote for the design work.

5. DXF File Option:

If you already have a DXF file of your desired design, we can skip the design fee. We'll review the file to ensure it meets our laser cutting specifications, and then proceed directly to fabrication. This option saves both time and cost.

6. Acceptance & Order Confirmation:

Once you've accepted the quote, you will receive a Sales Order confirming your order along with an invoice for payment. Payment will need to be made in full before we proceed with the next steps.

7. Design Approval:

After payment is received, we'll begin creating the drawings for your custom design (if applicable). These drawings will be sent to you for your approval before production begins.

We won't proceed with manufacturing until we have your final approval on the design.

8. Fabrication and Scheduling:

Once the design is approved, the screens and materials will be scheduled for completion. We will keep you informed throughout the process to ensure a smooth and timely delivery.

